

Very Slow Search and Reach: Failure to Maximize Expected Gain in an Eye-Hand Coordination Task

Hang Zhang^{1,2*}, Camille Morvan^{1,2,3}, Louis-Alexandre Etezd-Heydari¹, Laurence T. Maloney^{1,2}

¹ Department of Psychology, New York University, New York, New York, United States of America, ² Center for Neural Science, New York University, New York, New York, United States of America, ³ Department of Psychology, Harvard University, Cambridge, Massachusetts, United States of America

Abstract

Author Summary

A variety of human daily activities, such as cooking, drawing, and driving, involve coordination of eye and hand. Typically your hand moves towards whatever you have just looked at. But is this coupling compulsory? To test whether human observers can adopt appropriate eye-hand coordination strategies to maximize rewards, we created an unusual task where good performance required that hand and eye move independently of each other in order to rapidly find and touch a target. Observers were rewarded for minimizing the overall time to find and touch a target among distractors and we made the visual search and hand movements very slow so that a simple “hand-follows-eye” strategy would reduce observers’ winnings considerably. Most observers failed to choose the optimal visual search strategy but did intelligently coordinate hand movements to the visual search strategy they did pick. The “very slow search and reach” task we developed provides a novel approach to investigate coordination between perceptual and motor systems experimentally and computationally.

We designed that task so that a sequential strategy that consisted of first locating the target and only then initiating the finger movement away from the starting position to the target would

result in negligible reward. Participants could do considerably better by starting their hand movement before they had located the target through visual search. The strategy maximizing expected gain required that they plan hand movements on incomplete information about the target and update their movement plan as further information about the target location became available through visual search. If, for example, visual search of all the targets on the left half of the display screen has failed to find the target, then the target must be on the right side and the trajectory of the hand can be adjusted to take advantage of this additional knowledge.

The optimal strategies for an individual depend on the individual’s speed in searching for the target, her movement speed, and the spatial layout of the target and distractors. As Figure 1 illustrates, the to-be-searched objects were spatially divided into two clusters, one containing two, and the other four objects, located to left and right of the midline of the display. Each object was equally likely to be the target.

We developed a model of optimal eye-hand coordination described under the Methods section. Intuitively, the optimal initial movement strategy is to move more towards the larger cluster than the smaller cluster, for the former has a larger probability (4 out of 6) of containing the target. However, the optimal eye movement search strategy is to first search the *smaller* cluster. After only two searches, the observer will know whether

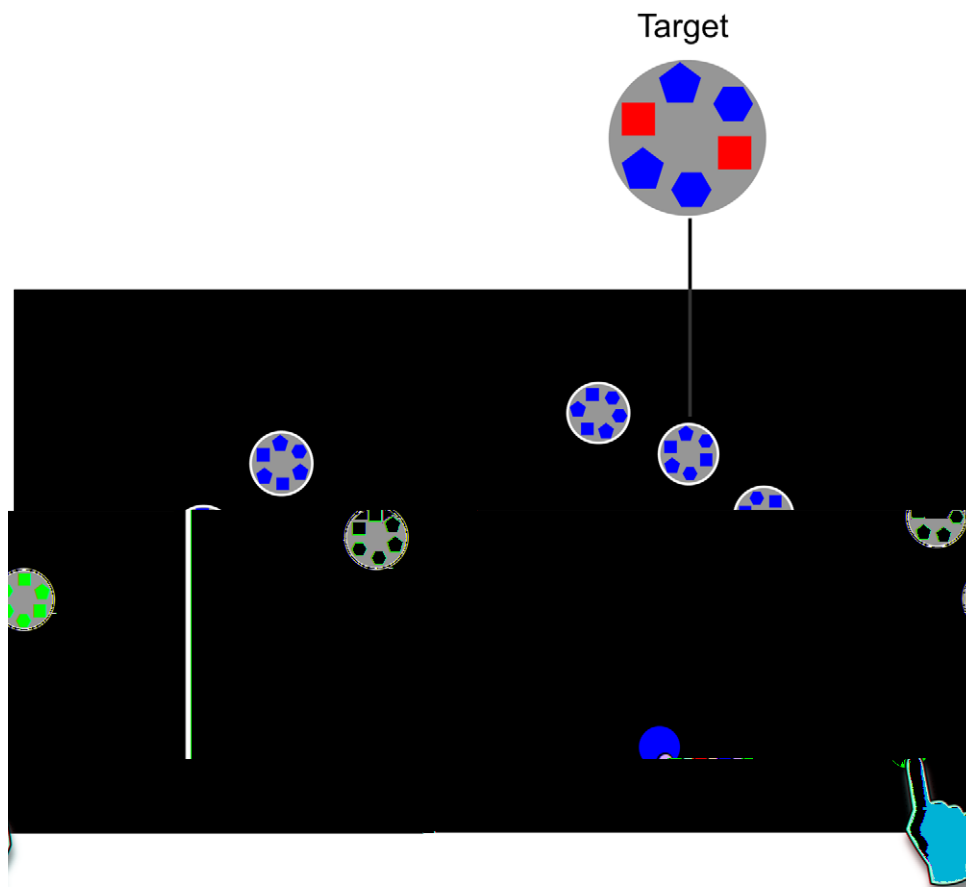


Figure 1. An example of the stimulus array. The red circle is the starting position for the eye and the hand. Each gray circle with blue shapes inside is an object. Two clusters of objects are located to the left and right of the midline, on a virtual arc centered at the starting position. One cluster contains four objects, the other two. On half the trials the two-cluster is on the left as shown, on the other half, on the right. Each object is equally likely to be the target. One and only one of them is the target to be touched. See the Stimuli section for a definition of the target and distractors. doi:10.1371/journal.pcbi.1002718.g001

the target is on the side with only two tokens or on the unsearched side with four tokens. This knowledge quickly reduces the spatial range of the possible aims of the reach movement.

We recorded observers' eye movements and hand movements. Before the search-reach task, observers were trained in visual search with key press responses and in moving on the touch screen, and during these training sessions we obtained their search slope and reach speed separately. We compared the performance of human observers to the performance predicted by our model of optimal eye-hand coordination (maximizing expected gain) described below.

We considered three questions. First, do people use the visual search strategy that maximizes expected gain? In particular, do observers search in the order that reduces the spatial uncertainty of the target most quickly? We will conclude that they do not.

Second, the uncertainty of the target changes as the visual search proceeds. At the beginning of a trial, any of the six objects could be the target. When certain objects have been identified as distractors, though the target is still unknown, the target can only be one of the remaining objects. Can we find evidence that observers adapt their hand movements to the partial information acquired through visual search before the target location is identified? In particular, do they move their hands at all before the target location is known?

Finally, if people failed to maximize expected gain in visual search and/or hand movement, could this failure be attributed to a hard constraint of the motor system? Is it possible, for example, that the hand has no choice but to follow the eye, whether appropriate or not?

Methods

Ethics statement

The experiment had been approved by the University Committee on Activities Involving Human Subjects (UCAIHS) of New York University and informed consent was given by the observer prior to the experiment.

Apparatus

Stimuli were presented in a dimly lit room on a 32-in. (69.8×39.2 cm) Elo touch screen, which was vertically mounted in a Unistrut frame and was run at a frame rate of 60 Hz with 1366×768 resolution in pixels. An Eyelink II eye tracker was used to record the gaze positions of the observer. The display and recording were controlled by a Dell Pentium D Optiplex 745 computer using the Psychophysics Toolbox [20,21] and the Eyelink Toolbox [22]. A chinrest was used to help the observer to maintain a viewing distance of 50 cm, at which distance 1 cm at the center of the screen approximately subtended 1.1 deg. The observer wore a single finger cut from a cloth glove to reduce the resistance of movement. A touch screen calibration procedure was performed for each observer before the experiment.

Stimuli

An example of the stimuli in the search-reach task is shown in Figure 1. Each object (target or distractor) was a white-lined gray circle (2 cm in radius), within which six shapes were evenly distributed. Every two shapes opposite to each other formed a pair. The shapes were equal in area and could be square, pentagonal, or hexagonal. If all of the three pairs of an object were made of two different shapes, the object was a distractor; the target had exactly one pair that consisted of the same shapes. In Figure 1, the target was the third object from the right.

The starting position for the finger was a red circle of 0.8 cm radius, which was on the midline of the display and close to the bottom. Two clusters of objects were located to left and right of the midline, one cluster containing four objects, the other two. All the objects were along a virtual arc centered at the starting position. The center-to-center distance from the starting position to any object was 27 cm. Within a cluster the objects were equally spaced and the space between any two adjacent objects was 3 cm. That is, with the starting position as the origin, centers of two adjacent objects spanned an arc of 15 deg. The centers of the two clusters were 45 deg left and 45 deg right of the midline. On each trial the objects as a whole might have a clockwise or counter-clockwise jitter of no more than 3.8 deg.

Procedure and design

The experiment consisted of two 1.5-hour sessions on two different days. All observers went through the following three experimental phases corresponding to three different tasks: training of visual search, training of reach, and testing of search-reach. In each trial of a particular task, observers receive bonus points for successfully performing the task. During the trial, the number of points that could be won started at 100 and decayed linearly with the time used (at a rate of 8, 7, and 5 point/sec, respectively, for the three tasks) until the task was successfully completed or the count reached 0. The observer received the point count remaining at the end of each trial. Every 1000 points were redeemed as US\$1 at the end of the experiment.

Training of visual search. The task in this phase was ordinary visual search – to search for a target among distractors. A trial began with the display of a red circular starting position on the touch screen. When observers put their finger on the starting position and fixated it for 0.5 second, six objects appeared, in clusters of two and four. In half of the trials, the small cluster was on the left and the large cluster on the right; in the other half, the reverse. Observers knew that the target was equally likely to be any of the objects. They kept their finger on the starting position during the visual search. When they found the target, they responded by lifting their finger while fixating the target. Feedback followed. If they had correctly indicated the target, they were informed how many reward points they had won in the trial. Otherwise they were informed that they had erred and would receive no reward.

Each observer completed three variants of the task. In the *small-cluster first* task, observers were required to search the small cluster first. If they fixated any object in the large cluster first or returned to an object in the small cluster after they had visited the small cluster, the trial would be cancelled and they received a warning message. In the *large-cluster first* task, in contrast, observers were required to search the large cluster first. By including the small-cluster first and large-cluster first tasks, we induced observers to explore different orders of search. The order of these two tasks was counterbalanced across observers. Afterwards, in the last part of visual search training, the *free search* task, observers were left free to choose the order of search.

The layout of the objects could be small cluster on the left and large cluster on the right or the reverse. The observer performed 12 trials in the practice and 6 (target location)×2 (layout)×8 = 96 trials in the formal experiment for each of these three tasks. These tasks provided observers with experience at the visual search task. At the same time, we could estimate the search slope (searches/second) as well as the preference in search order for each observer in the free search task. During visual search training no hand movements were involved except to initiate the trial by touching the red dot and terminate it by releasing the red dot.

Training of reach. Observers fixated and pressed the starting position to start the trial, just as they did in the visual search tasks above. At the locations of the to-be-searched objects, one white circle and five blue circles appeared instead. The task was to move one’s finger along the surface of the screen into the white target and then lifted the finger. Observers were required to move at a speed of no more than 4 cm/s. The number of reward points for successfully reaching the target linearly decreased with the movement time. The feedback was similar to that of the search tasks.

There were 12 practice trials and 6 (target location)×2 (layout)×8 = 96 experimental trials. In practice trials, a white circle (radius 1 cm) followed the movement of the subject’s finger on the screen with the subject in effect “dragging” the circle from point to point on the screen. The speed of the circle was limited to 4 cm/s and the positions of the finger and the circle were recorded every 16.7 milliseconds. If the finger moved too rapidly and opened a gap between the center of the circle and the finger of more than 1 cm, the trial would be terminated with a warning message displayed. Thus, over the course of training, the subject learned to move smoothly on the screen without “losing” the circle. We applied the same speed limit algorithm during the main part of the experiment but the circle was not visible. A trial was cancelled and repeated later if the requirements of the movement task were violated.

Parallel to the training of visual search, the goal of the training of reach was two-fold. On one hand, it helped observers to move comfortably on the screen under the speed constraint. On the other hand, it enabled us to measure the actual speed for each observer and detect possible motor biases.

Test of search-reach. After the separate tasks of visual search and reach, in this phase, observers were tested with the search-reach task as described in the Introduction. The search-reach task was the same as the free search task except that observers indicated the location of the target by moving their finger to it. They followed the same speed constraint as in the training of reach. The rewarding points for successfully finding and reaching the target were based on the time from the appearance of objects to the touching of the target. Feedback was similar to that given in the search and reach tasks.

Each observer performed 12 practice trials and 6 (target location)×2 (layout)×8 = 96 experimental trials for the search-reach task. We did not repeat unsuccessful trials in the test of search-reach. If observers failed on a trial, they lost the bonus for the trial.

Observers completed the training of visual search in the first session and the training of reach and test of search-reach in the second session. For all the phases, the gaze positions and the screen coordinates of the finger were recorded every 0.017 second.

Observers

Eight observers (four female) participated. None were aware of the purpose of the experiment or the hypotheses under test. All were right-handed and used their right index finger to move on the touch screen. They received US\$12 per hour plus a performance-related bonus calculated as described above.

Model of optimal eye-hand coordination

What concerned us was the strategy of eye-hand coordination people would use in the search-reach task. Based on statistical decision theory [6,8,23], we modeled an ideal observer who chooses the visual search strategy and the hand movement strategy that jointly maximize her expected gain. We compared each observer’s performance with that of the ideal observer who is

endowed with the same visual search and hand movement capacities as the actual observer.

We number the six objects as 1~6 starting from the outmost object of the small cluster (Figure 2, inset). The monetary rewards the observer would receive in the search-reach task are proportional to $100 - 5t$, where t is the search-reach time, i.e. the time from the appearance of the search arrays to the touch of the target. Maximizing expected gain, in the current rewarding structure, thus amounts to minimizing the expected search-reach time, formulated as:

$$Et(s_E, s_H) = \sum_{i=1}^6 P_i t_{iH}$$

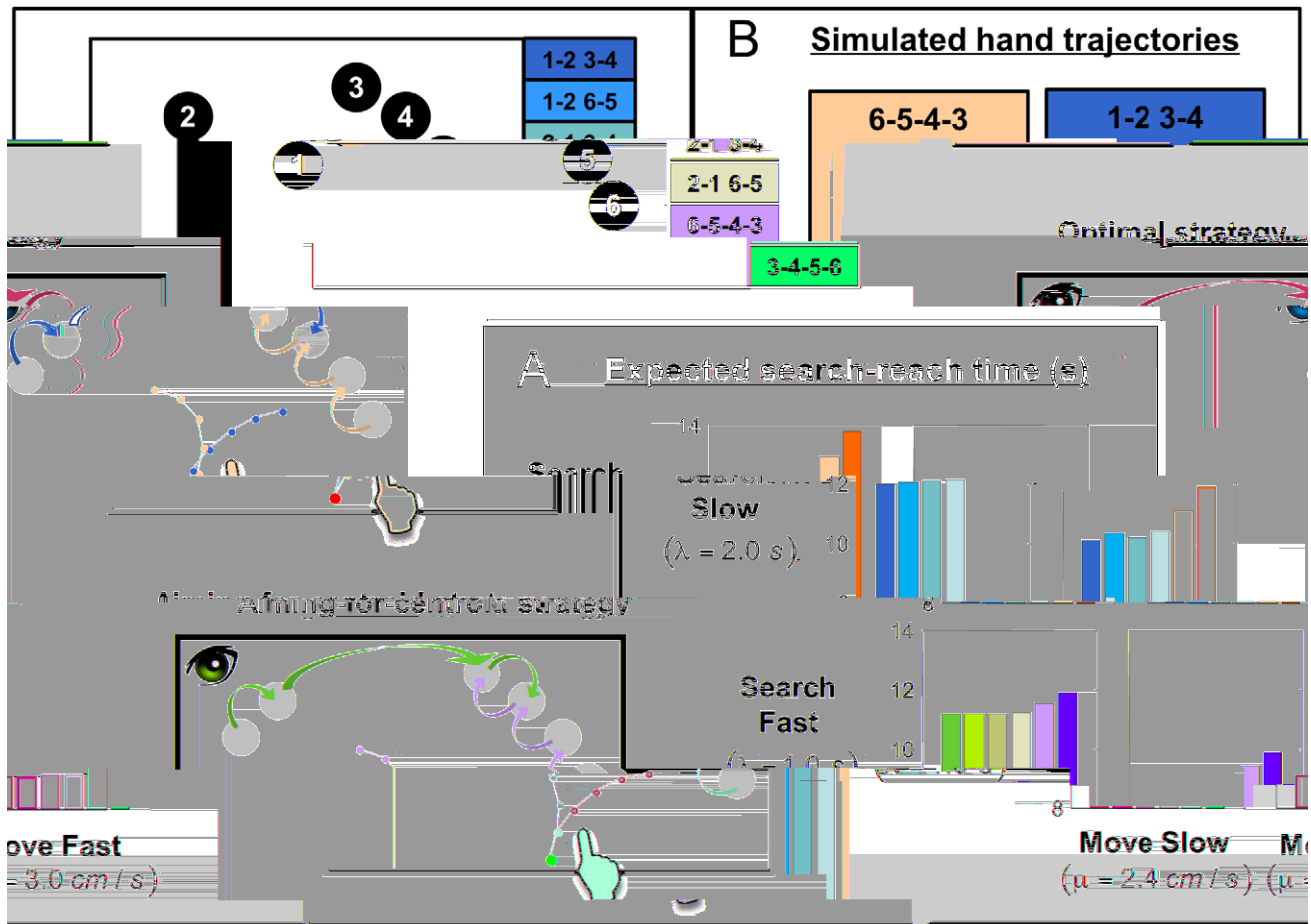


Figure 2. Optimal strategies of eye-hand coordination. A. Simulated expected search-reach time as a function of the order of search. Each panel is for a different search and hand movement capacity. The objects are numbered from 1 to 6 (inset). Orders of search are indexed with sequences of numbers. For instance, 1234 denotes the sequence of fixations: object 1 first, then 2, then 3, then 4, and finally either 5 and 6 or 6 and 5 in either order. See text. Different colors denote different orders of search. We assumed that the observer always uses the optimal strategy of hand movement that minimizes her expected search-reach time under the specific order of search. The displayed ranges of search time per object, λ , and hand movement speed, μ , include those for human observers measured in the experiment. Whatever the search or movement speed of the observer, the search order 1234, i.e. starting from the end of the small cluster and moving continuously towards the large cluster, leads to the minimum expected search-reach time. But note that in the range of subjects' visual search speed and hand movement speed, the difference between this optimal order and the other orders is larger when search is slower or hand movement is faster. The difference between 1234 and the other three orders starting from the small cluster (1265, 2134, and 2165) is negligible, but these four are obviously better than the two orders that start from the large cluster (6543 and 3456). For example, for a typical human observer (O7) with $\lambda = 1.4$ s and $\mu = 2.7$ cm/s, the simulated expected search-reach time of 1234 is 10.3 s. The other three orders of small-cluster first cause an increase of less than 0.1 s, but the larger-cluster first orders, 6543 and 3456, would cost 0.7 s and 1.2 s more. Given the reward structure, using the latter two inferior search orders would lead to a loss of 6% and 12%, relative to the optimal one. B. Simulated optimal and close-to-optimal hand movement strategies. The hand trajectories are simulated for a typical human observer (Observer O7) with $\lambda = 1.4$ s and $\mu = 2.7$ cm/s. Grey filled circles denote objects. The red filled circle at the bottom denotes the starting position of the finger. We illustrated the trajectories of optimal or close-to-optimal hand movement for two search orders, in different colors, blue for 1234, orange for 6543. Sequences of block arrows on the objects show the search orders. The lines originated from the starting position correspond to the trajectories of the finger. Each dot on a line marks the time when a new object gets identified. The optimal strategy for the hand (top) is the strategy that minimizes the expected search-reach time given a specific search order. The aim-for-centroid strategy (bottom) is to aim for the centroid of the objects that are still unidentified. The differences between the two panels are subtle. If the observer updates her movement aim after the identification of each new object, the expected search-reach time is almost the same as that of the optimal strategy. doi:10.1371/journal.pcbi.1002718.g002

minimizes the expected search-reach time at the search order. The choice of $\vec{x}_i(s_E, s_H)$ is constrained by the speed of hand movement. Next, we chose the search order that corresponds to the minimum expected search-reach time.

Considering that the last two objects are actually interchangeable in their order, we only need to specify the first four objects to be searched. We simulated all of the possible permutations ($P_6^4 = 360$) for varying search slope and movement speed and found that the search order of 1234 always led to the shortest

search-reach time, assuming that the hand strategy is optimal contingent on the search order. More generally, the search orders starting with the small cluster (1 or 2), on average, had a shorter expected search-reach time than those starting with the large cluster (3, 4, 5, or 6). We called the former the *small-cluster first* strategy, the latter the *large-cluster first* strategy.

For simplicity, we assume that the observer does not switch to the other cluster before finishing one cluster and goes from one end to the other end within each cluster. In Figure 2A, we plot the

simulated expected search-reach time for all the six possible search orders: 1234, 1265, 2134, 2165, 6543, 3456. Different panels are for different conditions of search slope λ and movement speed μ .

The differences between 1234 and the other three orders that start from the small cluster (1265, 2134, and 2165) are negligible, while these four are obviously better than the other two orders that start from the large cluster (6543 and 3456). To have an idea of the magnitude of the difference, consider a typical human observer (O7) with $\lambda = 1.4$ s and $\mu = 2.7$ cm/s. The simulated expected search-reach time of 1234 is 10.3 s. The other three orders of small-cluster first cause an increase of less than 0.1 s, but the larger-cluster first orders, 6543 and 3456, would cost 0.7 s and 1.2 s more. Given the reward structure, using the latter two inferior search orders would lead to a loss of 6% and 12%, relative to the optimal one.

We illustrate the simulation of hand strategies for the typical observer (on $\lambda = 1.4$ s and $\mu = 2.7$ cm/s) in Figure 2B. The lines originated from the starting position correspond to the trajectories of the finger. Each dot on a line marks the time when a new object gets identified. We illustrate the trajectories for two different search orders, 1234 (in blue) and 6543 (in orange). The three panels are for different hand strategies. The optimal hand strategy (top panel) is the one that minimizes the expected search-reach time under a specific search order, based on the assumption that the observer updates the aim of the movement every time a new object is identified. We obtained it using a nonlinear optimization method (the Nelder-Mead simplex method implemented as “fminsearch” in Matlab).

The computation outlined so far may be too complex for humans to execute. So we considered a heuristic: always move toward the centroid of the objects that have not been identified yet. The observer might update her aim of movement after the identification of each new object (bottom panel), or only after one cluster has been identified, or never unless the target is found. We found that the aim-for-centroid strategy is a good approximation to the optimal strategy. If the movement aim is updated after each object, the expected search-reach time is almost the same as that of the optimal strategy. Even the aim-for-centroid with cluster updating is close to optimal, corresponding to 97%–99% of the maximum expected gain. Even if the aim is never updated, i.e. the hand keeps moving towards its initial direction until the target is found, the expected gain is 91%–96% of the maximum.

Results

Unless otherwise stated, the significance level used for all tests was .05 with a Bonferroni correction for 8 observers ($.05/8 = .0063$).

Data pre-processing

We used Kumar’s [24] algorithms to separate saccades and fixations, with a distance threshold of 0.5 cm for saccades. Given that the radius of an object was 2 cm and the minimum gap between two objects was 3 cm, we defined a circle of 3.5 cm radius around an object as the interest area of the object (approximately 3.9 deg). One fixation or a continuous series of fixations that fell in the interest area of an object and lasted at least 0.3 s in total was taken as a visual examination of the object. For each trial, we obtained the order of search and the timing of each examination.

In the search-reach task, observers failed to touch the target in a considerable percentage of trials. We noticed that the failures of quite a few trials were due to a violation of the speed limit just after the eye fixated the target. We defined these trials as “almost-successful” trials. Most of the speed violations occurred immediately

after the target was found and before that there was no significant difference between the almost-successful trials and the real successful trials in movement speed. Across observers the percentage of almost-successful trials ranged from 18% to 30% (median: 21%). The percentage of successful plus almost-successful trials was above 92% for all observers except one observer (O5, 75%). We completed the almost-successful trials by assuming that thereafter the observer would move towards the target at her mean movement speed. The rewards of almost-successful trials were re-calculated based on the re-calculated search-reach time. In later analyses, these completed almost-successful trials were treated as successful trials. Since the violation of speed limit occurred after the target had been identified, there was no reason to assume that observers had used a different search or reach strategy in the almost-successful trials from that which they had used in the real successful trials, although they received no rewards for the former.

Search slope and movement speed

Through the free search task in the training of visual search, we could estimate how rapidly each observer could identify an object as target or non-target. For each observer, we fitted the search time of a trial as a linear function of the number of objects fixated in the trial. Only successful trials were included. The variance explained ranged from 77% to 96% across observers.

Figure 3A shows the results for a typical observer (O7). The slope of the fitting line corresponded to the search time per object, λ . The intercept could be taken as a constant extra time to perform the search task. Across observers, it took 1.2 to 2.0 s per object to classify the object as target or distractor. The extra search time of most observers was close to zero. Only one observer’s (O4) extra search time (1.7 s) was significantly greater than zero.

We measured the observer’s hand movement speed in the reach task of the training phase, in which the observer moved straightly from the starting position to the designated target position. Figure 3B shows the average trajectories of different target positions for a typical observer (O7). The movement speed was little influenced by the direction of movement. For each observer, we computed the mean speed across all target positions and took it as the observer’s movement speed μ . It varied from 2.5 cm/s to 2.9 cm/s across observers. In the text accompanying Figure S2, we discuss why we would expect the observer to move more slowly than the speed limit of 4 cm/s.

Eye-hand dynamics in the search-reach task

Figure 4 shows the hand trajectories in the search-reach task for two typical observers and how the movement direction of the hand changed with the updating of visual search (for a demo of one trial, see Video S1). Starting with red, the colors along the trajectories sequentially denote 0, 1, 2, 3, ... objects had been identified. Green denotes that the target had been found. Observers O1 and O8 differed in their major search orders: O1 almost always searched in the order of 2134, while O8 used the orders 1234 and 6543 equally often. Concerning the dynamic interaction between

maximal expected gain. To avoid overestimating maximal expected gain and thus underestimating efficiency, we added the observer's extra search time, if positive, when computing her minimum expected search-reach time.

We plotted the efficiency of the search-reach task for each observer in Figure 5A. The 95% confidence interval was computed using a bootstrap method [25] with 10,000 resamples.

We could reject the hypothesis of optimality for all observers. Most observers were far from optimal. A median observer achieved only 78% of the expected gain predicted by the optimal strategy of eye-hand coordination. We will look at their actual visual search and hand movement strategies next.

As a second index of task performance, we computed the mean movement time after the target was found (post-found time) for each observer and compared it to the expected post-found time for optimal strategies (Figure 5B and Figure S3). In the search-reach task, the expected time before the target was found did not vary with strategies. The post-found time reflected how close the hand had been to the target at the end of the visual search, that is, how efficiently the hand had used the search time to approach the target. We find the same pattern as we found in considering efficiency: All the observers' mean post-found movement time were larger than what predicted by optimal strategies. For six of the eight observers, the difference was significant.

Visual search strategy

For the search-reach task, we examined the search order of the trials in which at least three have been 3406.3(to)-43 oed.o O2(78%t-fo1(14

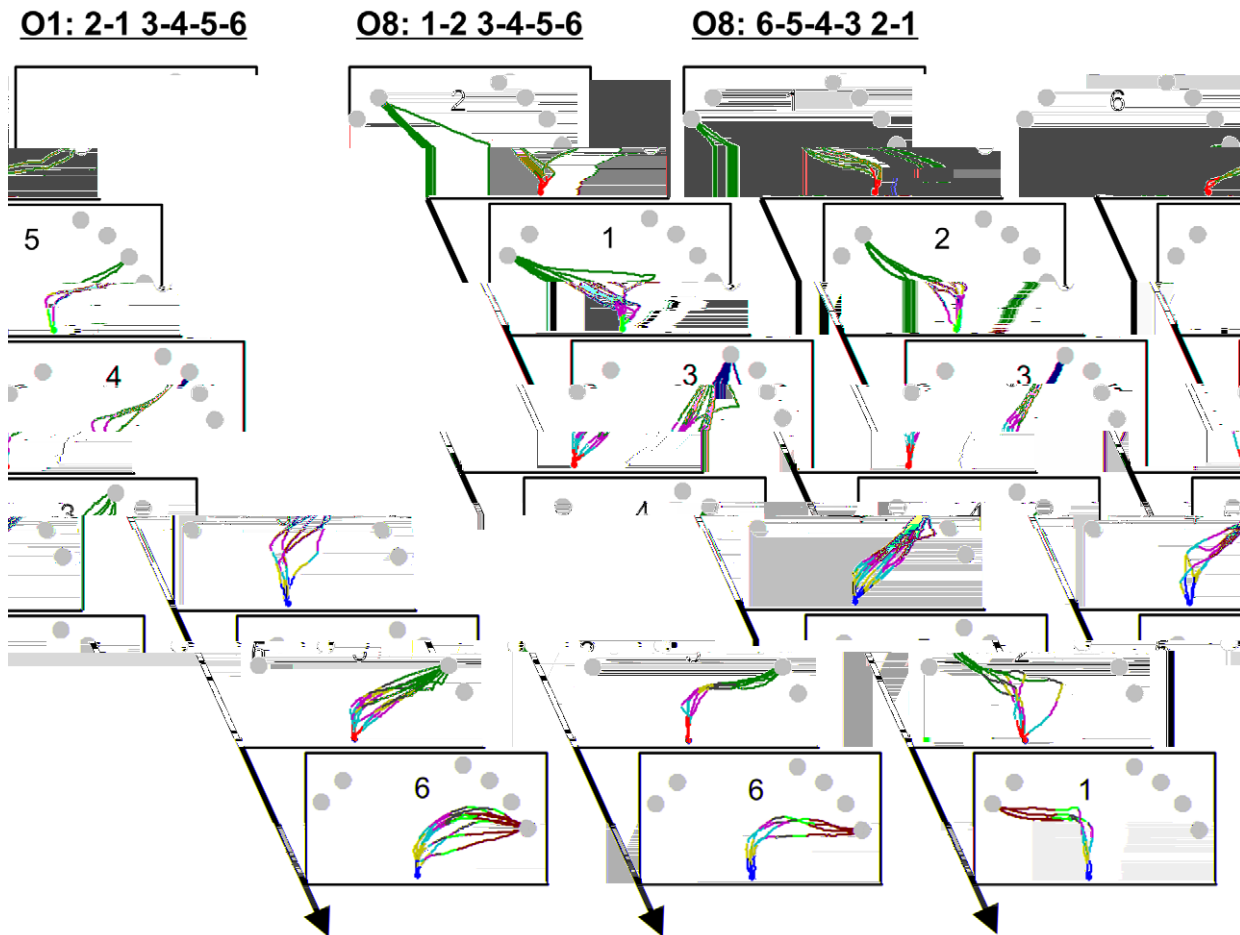


Figure 4. Eye-hand dynamics in the search-reach task. Hand trajectories in the search-reach task are plotted for two typical observers, O1 (left sequence) and O8 (middle and right sequences). Each sequence is for one specific search order (labeled at top). Each panel is for one specific target position (labeled in the panel). Each trajectory is for one trial. Colors along the trajectories code stages of visual search. Red denotes that no objects have been examined. Cyan denotes that 1 object has been examined, and so on. Green denotes that the target has been found. Note where the hand trajectories change going directions and how the trajectories vary with search order.
doi:10.1371/journal.pcbi.1002718.g004

first in the training phase (O4 and O5) unfortunately gave up this preference in the search-reach task (see Figure S4BC for search preferences in the training of free search).

Hand movement strategy

When the position of the target is known, there is no doubt the observer should move towards the target at her full speed, as in the reach training task. The interesting question though is how the subject moves her hand before the target is found. We addressed human observers' hand movement strategies from the following four aspects.

1) Did human observers move before the target was found? Yes, but six of the eight observers moved markedly slower than they had did in the training of reach phase (Figure 7A). In each trial of the search-reach task, we could separate the visual search into a series of fixations and saccades. Before the observer saccades to the target (except when the target is at the last position searched), we are sure she does not know the position of the target. The speed shown in Figure 7A was computed for the period from the onset of the trial to the time the observer started a saccade to the target. According to a two-tailed one-sample Student's *t*-test for each observer, the differences between this speed and the average movement speed during the training were significant for

six out of eight observers and in the same direction for the remaining two.

In the search-reach task, for a typical observer ($\lambda = 1.4$ s and $\mu = 2.7$ cm/s), if the observer does not move before the target is found, she would be expected to receive only 61%~69% of the maximal gain predicted by our model of optimal eye-hand coordination. Obviously the human observers benefited from moving before the target was found, but they did not make the most of this possibility by moving at their full speed. An observer commented after the experiment that he moved slowly because he felt it was not wise to move too fast when he was uncertain of the location of the target.

Is it possible that some observers might have benefited from moving slowly or even not moving before the target was found? We considered one possibility. Suppose that, due to visual and motor variability, the actual movement of the hand may deviate from the planned direction, particularly if the eye is engaged elsewhere. If the hand is moving in a wrong direction, moving at full speed would amplify the effect of any error. Suppose the angular error of hand movement was a Gaussian distribution of a standard deviation of 5 deg, a pessimistic estimate given previous estimates of human pointing performance without visual feedback [26]. For each observer, we simulated movement trajectories but

now varying speed from zero to the observer's full speed while adding angular errors to the portion of the hand trajectory before the target was identified. We assumed that the observer might search the small cluster first (123456) or the large cluster first (654321) and simulated for these two orders separately.

In the simulation, all the observers' maximum expected gain increased monotonically with speed (Figure S5), regardless of their increased motor error and search order. That is, moving slower than their full speed would reduce their monetary rewards.

2) Did human observers accommodate their hand movement to their search? Each time an object was identified as a distractor, the object was excluded from the possible targets. As we discussed earlier under the model of optimal eye-hand coordination, given a specific order of search, the optimal hand movement strategy could be well approximated by the strategy of aiming at the centroid of the possible targets. Therefore, if human observers accommodate their hand movement to their search, we expected them to update their movement direction towards the centroid of the as yet unsearched objects. That is, in a trial, if the

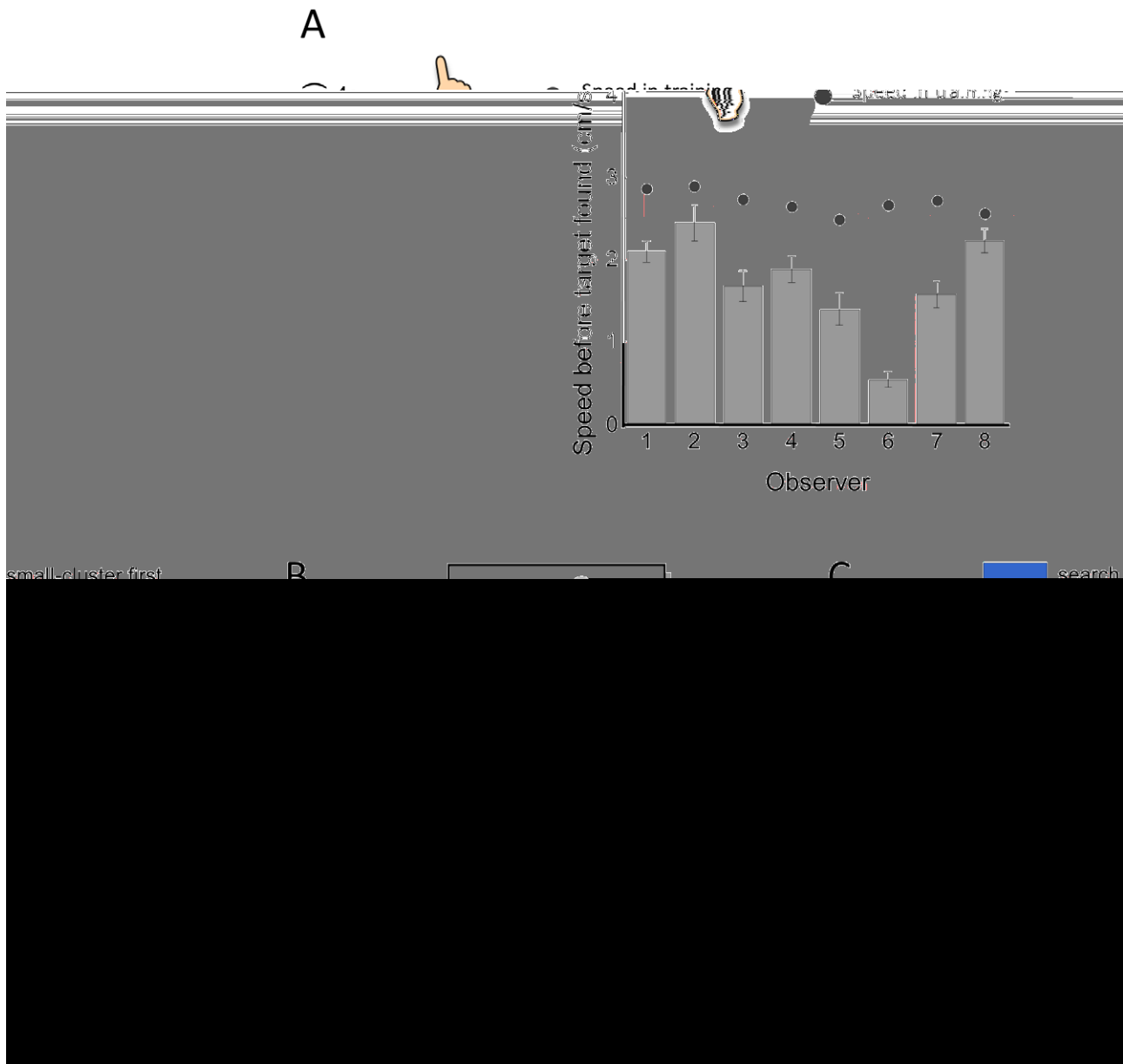


Figure 7. Hand movement strategies in the search-reach task. A. Mean movement speed before the target was found. Error bar denotes the 95% confidence interval. Before the target was found, if the observer did not move at all, it might cost her more than 30% of the rewards. Observers' actual movement speed was significantly larger than zero, but six of the eight observers moved significantly and much slower than they did in the training of reach. B. The update of movement directions for different orders of visual search. In a trial where the observer searched no fewer than three objects before locating the target, we compared the position of the finger at the end of fixating the third object with that of the first object. The difference of angle (inset), δ , is plot separately for each observer and the search strategies of small-cluster first and large-cluster first. Positive for shifts towards the small cluster, negative for shifts towards the large cluster. Error bar denotes the standard error. The large-cluster first strategy for O1 and O2 had fewer than five valid trials and were not plot therefore. By the optimal hand movement strategy, the observer should shift towards the large cluster when searching the small cluster first, thus a negative δ , and vice versa. Six of the observers (O1~O6) showed such a tendency. When searching small cluster first, five observers shifted significantly more towards the large cluster than that of large-cluster first, or significantly towards the large cluster (for observers who had not a large-cluster first comparison). Stars denote significant difference. C. Mean initial movement direction for different orders of visual search. For each trial with no less than one object searched before the target, the initial movement direction was defined as the direction from the starting position to the position of the finger at the end of fixating the first object. The direction was quantified in a polar coordinate centered at the starting position. The direction to the right was 0 degree; to the up, 90 degrees; to the left, 180 degrees. Error bar denotes the 95% confidence interval. The solid line denotes the optimal initial movement direction, which is towards the centroid of the six objects. The dash line denotes the middle of the two clusters. There was no significant difference in initial movement direction between the search orders. According to the mean initial movement direction, only two of the eight observers did not deviate significantly from optimal, while six of them were indistinguishable from a possible strategy of moving towards the middle of the two clusters.
doi:10.1371/journal.pcbi.1002718.g007

Student's *t*-test (for the rest observers), five of the differences were significant (marked with star in Figure 7B).

To summarize, five of the eight observers appropriately adjusted their hand movement based on current information from the visual search strategy they were using.

3) Did human observers move towards the optimal aim point? Although most of the observers correctly updated their movement direction with the progressing visual search, only a few of them moved in the direction that agreed with the optimal model of hand movement.

For trials with no less than one object fixated before the target, we defined the direction of initial movement as the direction from the starting position to the position of the finger at the end of fixating the first object. We characterized it in the angle in a polar coordinate system that centered at the starting position and ran

Figure S2 Movement speed: reach training vs. search-reach.

(PDF)

Figure S3 Histogram of the movement time after the target was found (post-found time).

(PDF)

Figure S4 Percentage of specific search orders used by each observer.

(PDF)

Figure S5 Maximum expected gain as a function of hand movement speed before target was found.

(PDF)

Video S1 Eye-hand dynamics on one trial.

(AVI)

Author Contributions

Conceived and designed the experiments: HZ CM LTM. Performed the experiments: HZ LAEH. Analyzed the data: HZ. Wrote the paper: HZ CM LAEH LTM.

References

- Gowen E, Miall RC (2006) Eye-hand interactions in tracing and drawing tasks. *Hum Mov Sci* 25: 568–585.
- Ballard DH, Hayhoe MM, Li F, Whitehead SD (1992) Hand-eye coordination during sequential tasks. *Philos Trans R Soc Lond B Biol Sci* 337: 331–339.
- Binsted G, Chua R, Helsen W, Elliott D (2001) Eye-hand coordination in goal-directed aiming. *Hum Mov Sci* 20: 563–585.
- Pelz J, Hayhoe M, Loeber R (2001) The coordination of eye, head, and hand movements in a natural task. *Exp Brain Res* 139: 266–277.
- Hayhoe M, Ballard D (2005) Eye movements in natural behavior. *Trends Cogn Sci* 9: 188–194.
- Blackwell D, Girshick MA (1954) *Theory of games and statistical decisions*. New York: Wiley.
- von Neumann J, Morgenstern O (1944/1953) *Theory of games and economic behavior*. Princeton, NJ: Princeton University Press.
- Maloney LT, Zhang H (2010) Decision-theoretic models of visual perception and action. *Vision Res* 50: 2362–2374.
- Najemnik J, Geisler WS (2005) Optimal eye movement strategies in visual search. *Nature* 434: 387–391.
- Najemnik J, Geisler WS (2009) Simple summation rule for optimal fixation selection in visual search. *Vision Res* 49: 1286–1294.
- Renninger LW, Vergheze P, Coughlan J (2007) Where to look next? Eye movements reduce local uncertainty. *J Vis* 7: 6, 1–17.
- Legge GE, Hooven TA, Klitz TS, Stephen Mansfield J, Tjan BS (2002) Mr. Chips 2002: New insights from an ideal-observer model of reading. *Vision Res* 42: 2219–2234.
- Legge GE, Klitz TS, Tjan BS (1997) Mr. Chips: An ideal-observer model of reading. *Psychol Rev* 104: 524–553.
- Trommershäuser J, Landy MS, Maloney LT (2006) Humans rapidly estimate expected gain in movement planning. *Psychol Sci* 17: 981–988.
- Trommershäuser J, Maloney LT, Landy MS (2003) Statistical decision theory and trade-offs in the control of motor response. *Spat Vis* 16: 255–275.
- Hudson TE, Maloney LT, Landy MS (2008) Optimal compensation for temporal uncertainty in movement planning. *PLoS Comp Biol* 4: e10000130.
- Battaglia PW, Schrater PR (2007) Humans trade off viewing time and movement duration to improve visuomotor accuracy in a fast reaching task. *J Neurosci* 27: 6984–6994.
- Sailer U, Flanagan JR, Johansson RS (2005) Eye-hand coordination during learning of a novel visuomotor task. *J Neurosci* 25: 8833–8842.
- Land MF, McLeod P (2000) From eye movements to actions: how batsmen hit the ball. *Nat Neurosci* 3: 1340–1345.
- Brainard DH (1997) The psychophysics toolbox. *Spat Vis* 10: 433–436.
- Pelli DG (1997) The VideoToolbox software for visual psychophysics: Transforming numbers into movies. *Spat Vis* 10: 437–442.
- Cornelissen FW, Peters EM, Palmer J (2002) The EyeLink Toolbox: eye tracking with MATLAB and the Psychophysics Toolbox. *Behav Res Methods Instrum Comput* 34: 613–617.
- Berger JO (1985) *Statistical decision theory and Bayesian analysis*. New York: Springer.
- Kumar M (2007) GUIDE Saccade Detection and Smoothing Algorithm. Technical Report CSTR 2007-03, Stanford University, Stanford 2007. <http://hci.stanford.edu/cstr/reports/2007-03.pdf>.
- Efron B, Tibshirani RJ (1993) *An introduction to the Bootstrap*. New York: Chapman & Hall.
- Vercher JL, Magenes G, Prablanc C, Gauthier GM (1994) Eye-head-hand coordination in pointing at visual targets: spatial and temporal analysis. *Exp Brain Res* 99: 507–523.
- González-Alvarez C, Subramanian A, Pardhan S (2007) Reaching and grasping with restricted peripheral vision. *Ophthalmic Physiol Opt* 27: 265–274.
- Schlicht EJ, Schrater PR (2007) Effects of visual uncertainty on grasping movements. *Exp Brain Res* 182: 47–57.
- Brenner E, Smeets JBJ (2007) Flexibility in intercepting moving objects. *J Vis* 7: 1–17.
- Chapman CS, Gallivan JP, Wood DK, Milne JL, Culham JC, et al. (2010) Reaching for the unknown: Multiple target encoding and real-time decision-making in a rapid reach task. *Cognition* 116: 168–176.
- Hudson TE, Maloney LT, Landy MS (2007) Movement planning with probabilistic target information. *J Neurophysiol* 98: 3034–3046.
- Sprague N, Ballard D (2003) Eye movements for reward maximization. *Adv Neural Inf Process Syst* 16: 1419–1433.
- Ma-Wyatt A, Stritzke M, Trommershäuser J (2010) Eye-hand coordination while pointing rapidly under risk. *Exp Brain Res* 203: 131–145.